



# downunderpix

## Introduction

Welcome to downunderpix's first newsletter. Elizabeth and I have had a very busy first 5 months getting downunderpix up and happening. The business is still in its infancy but we are working hard to build it and thank all our customers so far for your support. downunderpix has lots of exciting things on the go. We have been conducting underwater photography workshops, arranging interstate and overseas trips and liaising with suppliers to build our suite of products including starting our own range of dive equipment. Our aim is to be a trusted provider of all things our customers require to support their underwater photography habit. This includes all things underwater photography from courses, workshops and advice through to underwater photography equipment and general dive equipment. With all that happening we have managed to do quite a bit of diving still. We visited the Solitary Islands in October where Elizabeth learnt to dive. So she now understands all the jargon us divers talk about and is already quite a competent diver enjoying the underwater world. We hope you all enjoy our first newsletter and Elizabeth and I wish you all a very happy and safe Christmas and New Year.

### A Monthly Newsletter

Issue No. 1 November 2013

#### SACReD



One of my favourite underwater photography subjects is the Leafy Sea Dragon. We have volunteered to be a part of SACReD's Leafy Sea Dragon monitoring project at Rapid Bay. (...)  
Page 2

#### Underwater Cameras Equipment



As most of you will be aware we have been selling the range of Sealife cameras and accessories since we commenced our online store. (...)  
Page 2

#### Loc-line Strobe Arm



Loc-line is a segmented high pressure fluid delivery system used predominately in manufacturing. One of its peripheral uses is in strobe arms. (...)  
Page 2

#### Dive Equipment

Elizabeth and I have also been liaising with diving equipment manufacturers to bring to you our own range of diving equipment. (...)  
downunderpix


Page 3

#### Edithburgh Fun Weekend January 2014



downunderpix is arranging a fun weekend to Edithburgh on 10 to 12 January 2014. It will be an ideal weekend to continue to hone your underwater photography skills (...)  
Page 3

#### Solitary Islands Photography Trip April 2014




Downunderpix will be leading an underwater photography focused dive trip to the beautiful Solitary Islands on the 16th – 23rd April 2014. (...)  
Page 3

#### Lembeh Underwater Photography Trip September 2014




downunderpix will be running an underwater photography dive trip to the macro photographers paradise Lembeh, North Sulawesi on the 15th – 23rd September 2014. (...)  
Page 4

#### Edithburgh U/W Photography Workshop February 2014



Our next underwater photography workshop weekend trip to Edithburgh will be on 20th to 22nd February 2014. (...)  
Page 4

#### Tips & Tricks



Backscatter is the scourge of all underwater photographers.  
Page 4

#### From the New Diver

I love the ocean and I always felt like the fish in the water. Born in the cold climate in Europe my water adventures were strictly limited to indoor swimming pools during cold winters or the summer months at the Baltic Sea (...)  
Page 5

#### Atkins Technicolour



downunderpix is proud to be associated with AtkinsTechnicolour. We are planning to be holding an underwater photography exhibition in early 2014 (...)  
Page 5

#### Our Special Christmas Offer



downunderpix is proud to announce it's special Christmas Offers for our customers including UV Protection Rashies, Sealife DC 1400 U/W Cameras, Magicam SD21, Dive Hoods (...)  
Page 5

**SACReD**



One of my favourite underwater photography subjects is the Leafy Sea Dragon. We have volunteered to be a part of SACReD's Leafy Sea Dragon monitoring project at Rapid Bay. The project is being run by leading South Australian marine ecologist, Janine Baker.

As the older divers will be aware, the Leafy Sea Dragon population at Rapid Bay appears to have declined in recent years and this project is to find, identify and monitor individual dragons. Each dragon has distinctive markings on its head and our role is to find them and take sharp close up photographs of both sides of their head and record where the dragon was. If you dive at the old Rapid Bay jetty you will have seen the yellow cattle tags on various piles. Rob Rath and I put them there back in early October to help volunteer divers identify where they are when sighting dragons.

**Underwater Camera Equipment**



As most of you will be aware we have been selling the range of Sealife cameras and accessories since we commenced our online store. We also stock the popular AEE Magicam SD21 High Definition compact video camera. It is 1080p, rated to 60m, takes 8mp stills and accepts up to 64 gb micro SD card.




To compliment this we now have associations with both Sea and Sea and Fantasea to sell their quality range of underwater imaging equipment. So now we have all your underwater photography equipment needs covered from entry level point and shoot through to professional DSLR systems. We have trusted Sea and Sea for many years now to house underwater my professional digital SLR cameras and have always been impressed with their quality. They make a range of housings and ports for popular digital SLRs as well as professional level strobes and supporting accessories. Fantasea make housings for the very popular high end point and shoot Nikon Coolpix P7100 and Canon G16 cameras. We will shortly have



available housings or camera and housing packages for these cameras. I have been amazed at the results some of my students have been able to achieve with Canon G series cameras at recent workshops and courses. Very shortly we will have the Fantasea and Sea and Sea products available through our [online shop](#)

**Loc-line Strobe Arms**

Loc-line is a segmented high pressure fluid delivery system used predominately in manufacturing. One of its peripheral uses is in strobe arms. I have used Loc-line strobe arms since I first commenced underwater photography many years ago. They are more user friendly than most other systems and allow for quick and easy adjustment of strobe placement and are solid enough to hold the strobe in place even in strong currents. We stock Loc-line segments and associated adapters to connect it to strobes and camera trays and grips. For more information please visit our [online shop](#)



## Dive Equipment

Since our commencement we have stocked ScubaTech dive equipment. ScubaTech is a popular European brand mainly selling technical diving products and not so well known in Australia. We have in stock a limited range of their equipment including BCD's and regulators (including spares) as well as masks, snorkels fins etc. We even have demonstration BCD's, regulators, fins and masks if you would like to try before you buy. Through ScubaTech we have access to the complete range of dive equipment so if there is anything you need please drop me an email and we will endeavor to get it for you. So for example if you want a 12L 232 bar Faber steel tank or a 300 bar Eurocylinder steel tank we can supply either of them at the very competitive prices of \$399 and \$499 respectively.

 **downunderpix**



Elizabeth and I have also been liaising with diving equipment manufacturers to bring to you our own range of diving equipment. We have been busy testing masks, snorkels, fins, gloves wetsuits and other products with the view to branding them downunderpix and bringing them to the market at very competitive prices. We have taken the philosophy that if we wouldn't use it ourselves we wouldn't be comfortable to sell it. At this stage we have our own masks, snorkels, hoods, BCD knives and rashies. See our [online shop](#) for more details. And very soon we hope to add wetsuits, boots, gloves and fins to the range.

---

## Edithburgh Fun Weekend January 2014



downunderpix is arranging a fun weekend to Edithburgh on 10 to 12 January 2014. It will be an ideal weekend to continue to hone your underwater photography skills and I will be on hand for help and advice. All divers are welcome to attend whether or not they are taking photographs as are non diving partners. Edithburgh is a magnificent location for easy shore based diving and an ideal destination for underwater photography. You should expect to see Leafy Sea Dragons, Anglerfish, Sea Horses, Blue Ring Octopus and (with some luck) Pyjama Squid. The cost of the weekend is \$245 and includes up to 6 shore dives at Edithburgh, two nights accommodation at Sultana Point Lodge and Breakfast each morning. The cost for non diving partners is \$85. For more information or questions please email me on [info@downunderpix.com](mailto:info@downunderpix.com) or [click here](#) to see the brochure on our website

---

## Solitary Islands Photography Trip April 2014



downunderpix will be leading an underwater photography focused dive trip to the beautiful Solitary Islands on the 16th – 23rd April 2014. The cost of \$1245 per person includes 7 nights at Mullaway, 12 dives with Dive Quest, tanks/weights/airfills, return airport transfers (if required). Use your frequent flyers, arrange your own flights or take your car. Indicative return airfare costs – Qantas \$504 or Virgin Blue \$418 (per internet search 28/07/13). The offer is limited to the first six paid up divers. For more information or questions please email me on [info@downunderpix.com](mailto:info@downunderpix.com) or [click here](#) to see the brochure on our website.




## Lembeh Underwater Photography Trip September 2014



downunderpix will be running an underwater photography dive trip to the macro photographers paradise Lembeh, North Sulawesi on the 15th – 23rd September 2014. The cost of \$3532 per person includes return Airfares Adelaide to Manado via Singapore flying Singapore Airlines incl. taxes & fuel surcharges, 7 nights air conditioned accommodation in the Eco Divers Resort Lembeh, up to 3 boat day dives per day, all meals, dive guides (max 4 divers per guide), free internet access and underwater photography workshops with lighting, composition, photoshop and post production components. For more information or questions please email me on [info@downunderpix.com](mailto:info@downunderpix.com) or [click here](#) to see the brochure on our website.

## Edithburgh Underwater Photography Workshop February 2014



Our next underwater photography workshop weekend trip to Edithburgh will be on 20th to 22nd February 2014. It will be a fun weekend full of diving, and all things cameras. I will be on hand to answer all your underwater photography questions. The weekend will be limited to the first 8 paid up underwater photographers. Non diving partners are welcome to attend also.

Edithburgh is a magnificent location for easy shore based diving and ideal for underwater photography. You should expect to see and photograph Leafy Sea Dragons, Anglerfish, Sea Horses, Blue Ring Octopus and (with some luck) Pyjama Squid. The cost of the weekend is \$295 and includes 4 shore dives at Edithburgh Jetty, an underwater photography workshop (covering theory, post production and your morning photographs), 2 nights accommodation at Sultana Point Lodge and breakfast each morning.

For more information or questions please email me on [info@downunderpix.com](mailto:info@downunderpix.com) or [click here](#) to see the brochure on our website.


## Tips and Tricks No 1. Minimize Backscatter

Backscatter is the scourge of all underwater photographers. Backscatter is caused by light reflecting off particles in the water and can ruin that special photograph. As divers and photographers it is important to take care not to add to those particles already present in the water. Even the slightest disturbance can create unwanted backscatter.

Ways to minimize backscatter include:

- Have exceptional buoyancy control and use a sideways kick rather than an up and down kick when finning.
- Secure all loose dive equipment. Don't let your gauges or octopus drag along the bottom.
- If you need to steady yourself, pinch onto something using the thumb and index finger of your left hand.
- If you must get down onto the sand / silt do so with your subject up current so the particles you disturb are carried away behind you.

To print [click here](#)



## From the New Diver



I love the ocean and I always felt like the fish in the water. Born in the cold climate in Europe my water adventures were strictly limited to indoor swimming pools during cold winters or the summer months at the Baltic Sea located between Central and Northern Europe or other warmer European holiday destinations swimming and snorkeling. Long before my destiny brought me to Australia, I always thought diving is going to be like exploring a new world: powerful and mysterious. I have watched closely my partner Paul and other divers at the workshops. Then Paul, signed me up for a scuba class with Dive Quest, I welcomed the opportunity to learn new skills, have some fun, and spend quality time with him and to share his passion for diving and underwater photography. So I learnt to dive with Dive Quest in the Solitary Islands.

There are five Solitary islands within this unique group situated off the picturesque coastline offering warm clear water most of the year. Features of the islands include sheltered bays, scenic swim-throughs and drop-offs adorned with beautiful corals, sponges, anemones, and tropical and pelagic fish of many varieties. The blending of warm tropical and cooler temperate waters around the islands. Chris and John of Dive Quest have many years of experience in the diving industry and are the longest established operators in the Solitary Islands.

The ocean made me realize on how small I really am. It opened my eyes to the new world as I immersed in the water. All beautiful and so diverse marine creatures that live below the surface became attainable at my fingertips. Such a wonderful other world!

So I can't wait to continue diving and discover more marine treasures which will stay forever within my own heart and mind.

## AtkinsTechnicolour



downunderpix is proud to be associated with AtkinsTechnicolour. We are planning to be holding an underwater photography exhibition in early 2014 and AtkinsTechnicolour will professionally print all images. Further AtkinsTechnicolour will be providing workshop, course and trip participants with a very special printing offer. Managing Director Paul Atkins provided the following in relation to our association.

“AtkinsTechnicolour are a photo lab that specialises in making the best prints from your photos. Our secret lies in the experience of our staff, we have been operating for over 70 years. We print and frame, assemble albums, print canvasses and make Kodak Metallic prints, which makes underwater photos really sparkle. We are proud to be working closely with downunderpix, bringing the fabulous undersea world into the light for all to see. Making prints is still the only way to ensure your memories will last for generations.”

## Our Special Christmas Offer

UV protection Rashies



**20 AUD**

[click here](#)

Sealife DC1400 Underwater Camera



**499AUD**

[click here](#)

AEE Magicam SD21



**279AUD**

[click here](#)

Dive Hoods



**25 AUD**

[click here](#)

\*Prices stated do not include postage. The offer is valid until the 25th of December 2013. To direct order call Paul on: 0419 819 083 or email: [info@downunderpix.com](mailto:info@downunderpix.com)